


AMAZING OPENING

Open up the door to outdoor!

- The door allows a maximum of daylight to enter and offers a wide opening to your patio or garden.
- Thanks to a double roller track, panels slide and stack perfectly within the door frame, while taking up a minimal amount of floor space.
- Easy to open, easy to close. Everything has been considered to the finest detail to offer a smooth glide for a door that size.



WARRANTIES

P.H. Tech provides the following warranties :

PVC PROFILES	ENERGY-EFFICIENT SEALED UNITS	HARDWARE
20 YEAR WARRANTY	20 YEAR WARRANTY	5 YEAR WARRANTY



EXPAND YOUR HORIZONS.

S-8380 PATIO DOOR
All-PVC frame with mechanical sash

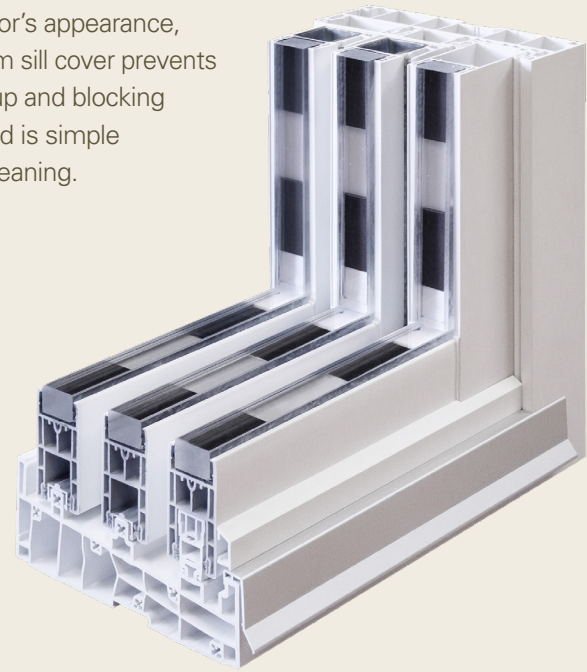


© 2018 P.H. TECH. A. 03/2018

BEAUTIFUL & NEAT APPEARANCE

The appearance of your home dramatically changes thanks to this upscale patio door with a beautiful finish.


- All installation screws are hidden.
- Besides hiding the drainage holes and improving the door's appearance, the anodized aluminum sill cover prevents debris from building up and blocking the drainage holes and is simple to remove for easy cleaning.



THE DURABILITY YOU EXPECT

Our doors are designed to offer quality that will last a lifetime.

- Robust profile design offers superior thermal performance, maximum sturdiness and durability without reinforcement.
- Sill with two-level drainage ensuring excellent water evacuation.
- Weatherstripping are located on an adapter to make them easier to replace if required.
- Patented tandem wheels in ultra-durable nylon leave no marks on the rail and provide smoothness of operation.
- Option : Stainless steel housing, ideal to prevent premature wear in a saline environment.



Our doors withstood 119,000 test cycles without failure, carrying a 165 lb. sash — the equivalent of over 30 years of constant use!

CUSTOMIZE YOUR PATIO DOOR

Choose from a wide range of options and accessories.

STANDARD COLOURS



Cream White

OPTIONAL EXTERIOR COLOURS

Select from our 30 standard colours available. Ask to see the colour samples.



Black



Grey



Commercial brown

HANDLES

Easy-to-grip handles. With or without key.



Option :
Stainless steel
multipoint lock.



Contemporary Nickel satin



Contemporary White



Contemporary Black



Sleek Nickel Satin

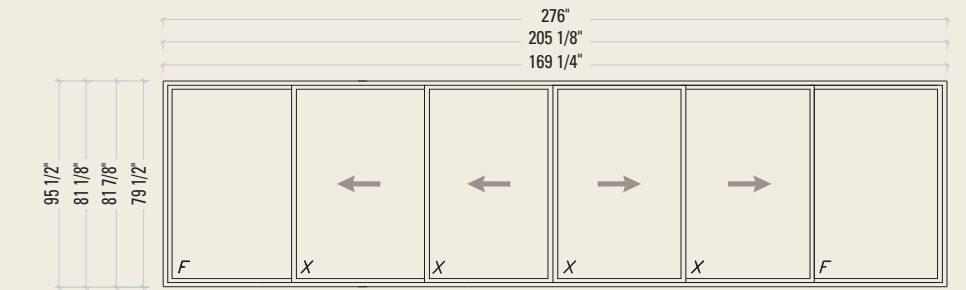
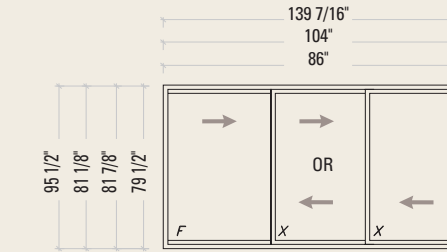


Modern Nickel Satin

Available in various colours

CONFIGURATIONS

This patio door is available in 3- or 6-panel configurations.



Other configurations and custom sizes available.



SCREEN

- Retractable, providing unobstructed view of the outdoors when closed
- Pocket installation, easy installation, no bottom threshold
- Sophisticated and modern aesthetics

PERFORMANCE

PATIO DOOR XXO / OXX
ENERGY PERFORMANCE

Glass	U-factor (Btu/h pi ² °F)	Solar heat gain coefficient (SHGC)	Energy Rating (ER)	Zones
Cl-arg-Cardinal 180#3 - Endur	0.30	0.53	32	2
Cardinal 180 #2-arg-Cl- arg - 180#5 - Endur	0.22	0.43	36	3

WATER-AIR-STRUCTURE PERFORMANCE

NORTH AMERICAN HARMONIZED STANDARD AAMA/WDMA/CSA 101/I.S.D/AA440-08

Dimensions tested mm (in.)	Without Screen	With Screen
3645 x 2080 (143-1/2 x 82)	R-PG40-SD	R-PG35-SD (To be confirmed)
3645 x 2425 (143-1/2 x 95-1/2)	R-PG35-SD	R-PG35-SD (To be confirmed)

